

Learning can happen anywhere. Interactive and hands-on learning is the best way for anyone to learn, especially our kiddos.

The following pages provide a schedule of ways to have fun learning. Each day has its own “theme” and a few suggestions to go with it. This way, you don’t have to feel overwhelmed that you have to do it all every day. Perhaps you need a little help to organize yourself and your to-do list. Maybe you need a reminder to slow yourself down from the hectic reality of our lives and spend a little time embedding a little learning into our schedule and routines.

Following the “schedule”, you will see some listed benefits of each area.

Following that, you will find a more formally guided activity.

You are encouraged to complete an activity (your own and/or the guided activity) and share your results with us. Take a photo, a video, and/or write a journal entry with your child’s dictated words.

Interactive activities: * are a fun way for kids to play & learn. *physical activities promote fitness & health. *games & puzzles aid in skill development. *collaborative activities improve social skills & tighten bonds. *cooperative games teach essential life lessons.

<https://www.journalbuddies.com/having-fun/benefits-of-interactive-activities/>

Contact teacher: missginell@aauwpreschool.org

missvaleria@aauwpreschool.org

M

Make it Monday:

craft, play dough, Legos,
blocks, fort...

T

Take a Trip Tuesday:

virtual museum, bike ride,
walk...

W

*What's Cooking
Wednesday:*

Make something to eat.

TH

Thinking Thursday:

science experiment,
cooperative activity, puzzle...

F

Fun Friday:

Pick a fun favorite activity.

Creativity: *is multi-disciplinary. * allows you to express yourself. *promotes thinking & problem solving. *reduces stress and anxiety. *allows you to enter your happy zone & have fun. *gives you a sense of purpose. *can lead to feelings of accomplishment & pride. *improves your ability to focus. *promotes risk taking. *is a prerequisite for innovation. *encourages us to be lifelong learners.


A trip: improves social & communication skills. *ensures peace of mind. *helps you gain original & creative thoughts. *broadens your horizons. *enhances your tolerance for uncertainty. *boosts your confidence. *gets you real-life education. *creates memories. *helps you have fun.

Cooking: *strengthens a child's fine motor skills. *develops basic understanding of math concepts. *develops the concept of sequencing. *expands vocabulary. *develops reading skills. *introduces scientific concepts. *develops an adventurous & diverse taste palette. *engages our senses. *increases focus & attention. *teaches life skills. *promotes healthy eating. *boosts self-confidence. *encourages family bonding.

Critical Thinking: *encourages curiosity. *enhances creativity. *reinforces problem solving ability. *Promotes: reasoning skills, analytical thinking, evaluative skills, logical thinking, organizational & planning skills, language skills, self-reflection, observational skills, open-mindedness, visualization techniques, questioning ability, and decision making. *develops independence. *is a lifelong skill.

Having fun: *reduces stress. *improves our ability to cope. *boosts energy. *improves memory & concentration. *improves our connections with others. *improves sounder sleep.

Guided Activity:



Build a Fort

Use materials from around your house to build a fort for reading or relaxing.

Materials:

Sheets, blankets, pillows

Clamps or clothespins for support

What to do:

Using a table, chairs or other furniture, construct a blanket fort, using clamps to secure blankets or sheets in place. Add pillows and books!

Extension:

Guide him/her how and where to construct the fort, but ultimately allow them to solve that problem.



Ideas: <https://www.wikihow.com/Make-a-Blanket-Fort>

What did you do in your fort? Take a picture and share with your teachers!

ISBE Learning Standards:

Science 13BECa Use tools for investigation; 11AECa: Express wonder and curiosity by asking questions, solving problems, and designing things. 13BECb Develop familiarity with technological tools.

Recommended Reading:



If you do not already own these books, you can find them online at your library, You Tube or Hoopla.

The Fort that Jack Built: <https://www.youtube.com/watch?v=yY1OA5zfbry>

The Little Red Fort <https://www.youtube.com/watch?v=-pGdbntEsdg>