

Learning can happen anywhere. Interactive and hands-on learning is the best way for anyone to learn, especially our kiddos.

The following pages provide a schedule of ways to have fun learning. Each day has its own “theme” and a few suggestions to go with it. This way, you don’t have to feel overwhelmed that you have to do it all every day. Perhaps you need a little help to organize yourself and your to-do list. Maybe you need a reminder to slow yourself down from the hectic reality of our lives and spend a little time embedding a little learning into our schedule and routines.

Following the “schedule”, you will see some listed benefits of each area.

Following that, you will find a more formally guided activity.

You are encouraged to complete an activity (your own and/or the guided activity) and share your results with us. Take a photo, a video, and/or write a journal entry with your child’s dictated words.

**Interactive activities:** \* are a fun way for kids to play & learn. \*physical activities promote fitness & health. \*games & puzzles aid in skill development. \*collaborative activities improve social skills & tighten bonds. \*cooperative games teach essential life lessons.

<https://www.journalbuddies.com/having-fun/benefits-of-interactive-activities/>

Contact teacher:

Miss Laura [misslaura@aauwpreschool.org](mailto:misslaura@aauwpreschool.org)

Miss Cassie [misscassie@aauwpreschool.org](mailto:misscassie@aauwpreschool.org)

Miss Lesly [misslesly@aauwpreschool.org](mailto:misslesly@aauwpreschool.org)

M

*Make it Monday:*

craft, play dough, Legos,  
blocks, fort...

T

*Take a Trip Tuesday:*

virtual museum, bike ride,  
walk...

W

*What's Cooking  
Wednesday:*

Make something to eat.

TH

*Thinking Thursday:*

science experiment,  
cooperative activity, puzzle...

F

*Fun Friday:*

Pick a fun favorite activity.

**Creativity:** \*is multi-disciplinary. \* allows you to express yourself. \*promotes thinking & problem solving. \*reduces stress and anxiety. \*allows you to enter your happy zone & have fun. \*gives you a sense of purpose. \*can lead to feelings of accomplishment & pride. \*improves your ability to focus. \*promotes risk taking. \*is a prerequisite for innovation. \*encourages us to be lifelong learners.


**A trip:** improves social & communication skills. \*ensures peace of mind. \*helps you gain original & creative thoughts. \*broadens your horizons. \*enhances your tolerance for uncertainty. \*boosts your confidence. \*gets you real-life education. \*creates memories. \*helps you have fun.

**Cooking:** \*strengthens a child's fine motor skills. \*develops basic understanding of math concepts. \*develops the concept of sequencing. \*expands vocabulary. \*develops reading skills. \*introduces scientific concepts. \*develops an adventurous & diverse taste palette. \*engages our senses. \*increases focus & attention. \*teaches life skills. \*promotes healthy eating. \*boosts self-confidence. \*encourages family bonding.

**Critical Thinking:** \*encourages curiosity. \*enhances creativity. \*reinforces problem solving ability. \*Promotes: reasoning skills, analytical thinking, evaluative skills, logical thinking, organizational & planning skills, language skills, self-reflection, observational skills, open-mindedness, visualization techniques, questioning ability, and decision making. \*develops independence. \*is a lifelong skill.

**Having fun:** \*reduces stress. \*improves our ability to cope. \*boosts energy. \*improves memory & concentration. \*improves our connections with others. \*improves sounder sleep.

*Guided Activity:*



## **Title: Creation Station/Recyclable Art**

*This week we are celebrating EARTH DAY! Gather materials from around your house and make a “Recyclables Creation”*

**Materials:** Recyclables, cardboard tubes, egg cartons, glue, tape, markers, scissors, paints, anything you can find! Bring along your IMAGINATION!

**What to do:** Get a big box and make your own “Creation Station” gather items from your recycling bin or from around the house, add some tape & glue and you are all set to CREATE!

**Extension:** \*You can find lots of great ideas here:

<https://www.notimeforflashcards.com/2014/04/recycled-art-project-for-kids-2.html>

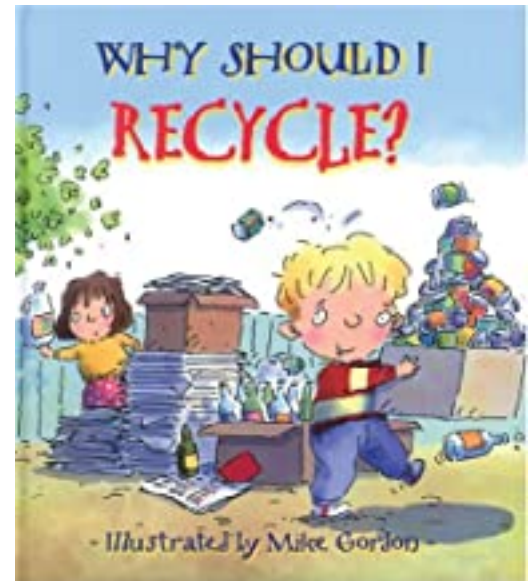
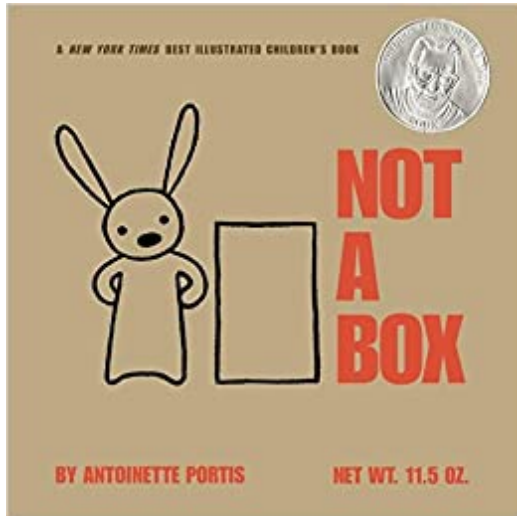
## **ISBE Learning Standards:**

*Visual Arts* 25.A.ECd: Investigate and participate in activities using visual arts materials.

*Science:* 11.A.ECb Develop and use models to represent ideas.  
12 EECb Discuss simple ways to take care of the environment.

*Social Studies:* 14AECb Contribute to the well-being of their environment.

## Recommended Reading:



If you do not already own these books, you can find them digitally online at your library, Hoopla, or You Tube.

*Not A Box:* <https://youtu.be/Nif94VQ4Xsc>

*Why Should I Recycle?:* <https://youtu.be/mPrSja2FMBI>

*Don't Throw That Away!* <https://www.youtube.com/watch?v=25AiaU0u8N8>